


High Frequency X-ray Generators

Compact Series
Line Powered



SPECIFICATIONS

1 Tube / 2 Tubes (3 Tubes optional)

CONSTANT POTENTIAL POWER RATINGS	32 kW	40 kW	50 kW	64 kW	80 kW
RADIOGRAPHIC kVp RANGE IN 1 kVp STEPS ACCURACY	40 - 125/150 ± (1%)	40 - 125/150 ± (1%)	40 - 125/150 ± (1%)	40 - 125/150 ± (1%)	40 - 150 ± (1%+)
mA RANGE & STATIONS	10, 12.5, 16, 20, 25, 32 40, 50, 64, 80, 100, 125, 160, 200, 250, 320, 400	10, 12.5, 16, 20, 25, 32 40, 50, 64, 80, 100, 125, 160, 200, 250, 320, 400 500	10, 12.5, 16, 20, 25, 32, 40, 50, 64, 80, 100, 125, 160, 200, 250, 320, 400 500, 640	10, 12.5, 16, 20, 25, 32, 40, 50, 64, 80, 100, 125, 160, 200, 250, 320, 400, 500, 640	10, 12.5, 16, 20, 25, 32, 40, 50, 64, 80, 100, 125, 160, 200, 250, 320, 400, 500, 640, 800
ACCURACY	± (3%)	± (3%)	± (3%)	± (3%)	± (3%)
POWER OUTPUT	400 mA @ 80 kVp 320 mA @ 100 kVp 250 mA @ 128 kVp 200 mA @ 150 kVp	500 mA @ 80 kVp 400 mA @ 100 kVp 320 mA @ 125 kVp 250 mA @ 150 kVp	640 mA @ 78 kVp 500 mA @ 100 kVp 400 mA @ 125 kVp 320 mA @ 150 kVp	640 mA @ 100 kVp 500 mA @ 125 kVp 400 mA @ 150 kVp	800 mA @ 100 kVp 640 mA @ 125 kVp 500 mA @ 150 kVp
EXPOSURE TIME RANGE ACCURACY	0.001 - 10 seconds ±(1%+0.1 ms)	0.001 - 10 seconds ±(1%+0.1 ms)	0.001 - 10 seconds ±(1%+0.1 ms)	0.001 - 10 seconds ±(1%+0.1 ms)	0.001 - 10 seconds ±(1%+0.1 ms)
MAs RANGE (*)	0.1 - 500 mAs (*)	0.1 - 500 mAs (*)	0.1 - 500 mAs (*)	0.1 - 500 mAs (*)	0.1 - 500 mAs (*)
HIGH VOLTAGE RIPPLE (TYP)	<1 kVp @ 100 kVp	<1 kVp @ 100 kVp	<1 kVp @ 100 kVp	<1 kVp @ 100 kVp	<1 kVp @ 100 kVp
AUTOMATIC EXPOSURE CONTROL	Optional	Optional	Optional	Optional	Optional
TOMO	Optional	Optional	Optional	Optional	Optional
BUCKYS (2 UNITS STANDARD)	Optional up to 4	Optional up to 4	Optional up to 4	Optional up to 4	Optional up to 4
ANATOMICAL PROGRAMMING	Optional	Optional	Optional	Optional	Optional
INTEGRATED HIGH SPEED STARTER	Optional	Optional	Optional	Optional	Optional
FLUOROSCOPIC kVp RANGE IN 1 kVp STEPS ACCURACY	40 - 120 ±(1%)	40 - 120 ±(1%)	40 - 120 ±(1%)	40 - 120 ±(1%)	40 - 120 ±(1%)
FLUOROSCOPY FIXED PPS VARIABLE PPS (OPTIONAL)	AT 50Hz AT 60 Hz 50 PPS 60 PPS 1, 5 1, 3, 6, 12.5, 25 15, 30	AT 50Hz AT 60 Hz 50 PPS 60 PPS 1, 5 1, 3, 6, 12.5, 25 15, 30	AT 50Hz AT 60 Hz 50 PPS 60 PPS 1, 5 1, 3, 6, 12.5, 25 15, 30	AT 50Hz AT 60 Hz 50 PPS 60 PPS 1, 5 1, 3, 6, 12.5, 25 15, 30	AT 50Hz AT 60 Hz 50 PPS 60 PPS 1, 5 1, 3, 6, 12.5, 25 15, 30
AUTOMATIC BRIGHTNESS CONTROL	Optional	Optional	Optional	Optional	Optional
3/2 POINT OPERATION CONSOLE	3 P. Standard/2 P. Optional	3 P. Standard/2 P. Optional	3 P. Standard/2 P. Optional	3 P. Standard/2 P. Optional	3 P. Standard/2 P. Optional
DIGITAL IMAGE SYSTEM INTERFACE	Optional	Optional	Optional	Optional	Optional
LINE VOLTAGE RANGE (VAC) AND PHASES	220/230/240/400/415/440/480 Single Phase/Three phase	220/230/240/400/415/440/480 Single Phase/Three phase	220/230/240/400/415/440/480 Single Phase/Three phase	400/415/440/480 Three phase	400/415/440/480 Three phase
AUTOMATIC LINE COMPENSATION	± 10%	± 10%	± 10%	± 10%	± 10%
MINIMUM POWER LINE REQUIREMENTS ACCORDING TO IEC 601-2-7					

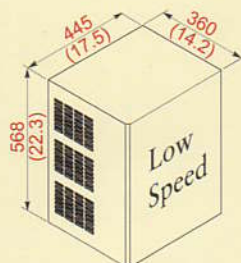
(*) 640 mAs - on request

DIMENSIONS

POWER CABINET

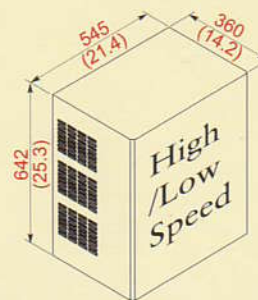
Rad / R&F
1 Tube
32 - 50 kW

Net Weight = 53 Kg
118 lb



Rad / R&F
1/2 Tubes
32 - 80 kW

Net Weight = 75 Kg
166 lb



Specifications subject to change without notice

SEDECAL

Pelaya, 9 - Poligono industrial "Rio de Janeiro"
28110 - Algete (Madrid - SPAIN)
Central Offices:
Tel.: (34) 91-628 0544 / 91-628 1592
Fax: (34) 902 190 385
Email: marketing@sedecal.com

Factory:
Tel.: (34) 91-629 0721
Fax: (34) 91-629 0783
Email: manufacturing@sedecal.com

SEDECAL facilities



SEDECAL USA Inc

2910 N Arlington Heights Rd.
Arlington Heights, Illinois 60004
USA
Tel.: 1 (847) 394 - 6960
Fax: 1 (847) 394 - 6966
Email: sales@sedecalusa.com